

2020 Clinic Survey Report



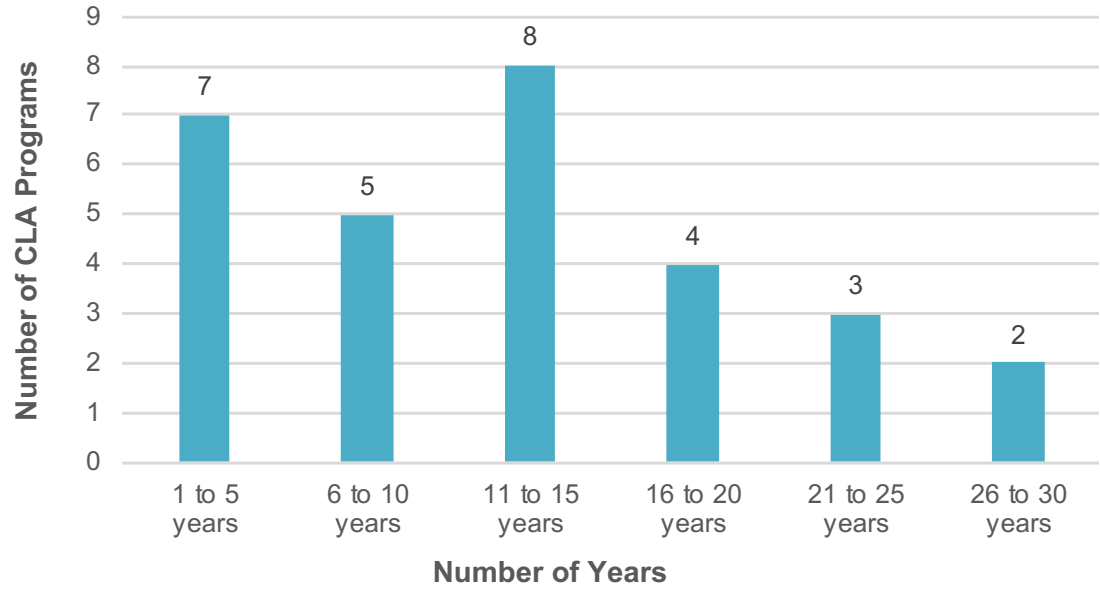
In the spring of 2020, Christian Legal Society surveyed our network of Christian Legal Aid (CLA) programs about their 2019 operations. Twenty-nine CLA programs responded to the survey. The following pages capture our findings on: Operations, Staff, Volunteers, Client Service, Faith Aspects, and Organizational Status.

- The oldest CLA program that responded to the survey started in 1997, with the median age of programs being 13 years old.
- The 29 CLA programs had a total of 92 clinic sites, constituting an average of 3 sites per program.
- Collectively, these programs served about 23,000 clients (including those who attended client legal seminars) across the country in 2019. The median number of clients seen by these CLA clinic sites was 253.
- Eighteen out of the 29 programs had paid staff in 2019. Most of those had 3 or less staff persons. The largest two programs had 11 and 37 staff. Eleven of the 29 programs rely solely on the dedication of volunteers. There was a wide range of sizes, ranging from just 1 to 130 volunteer attorneys, with the median at 15.
- Of the CLA programs that tracked service hours, in total they provided more than 11,700 hours of legal aid service in 2019. With a national median hourly billable rate of \$325¹, that amounts to over \$3,800,000 in donated legal services by Christian Legal Aid attorneys.
- As in the past two surveys, family law was the most common issue seen again in 2019, showing that domestic relations disputes are consistently a national problem.

CLS applauds the thousands of staff and volunteers within our network of Christian Legal Aid programs who tirelessly serve the needy across the U.S. Thank you for your dedication in ministering those most in need in our communities!

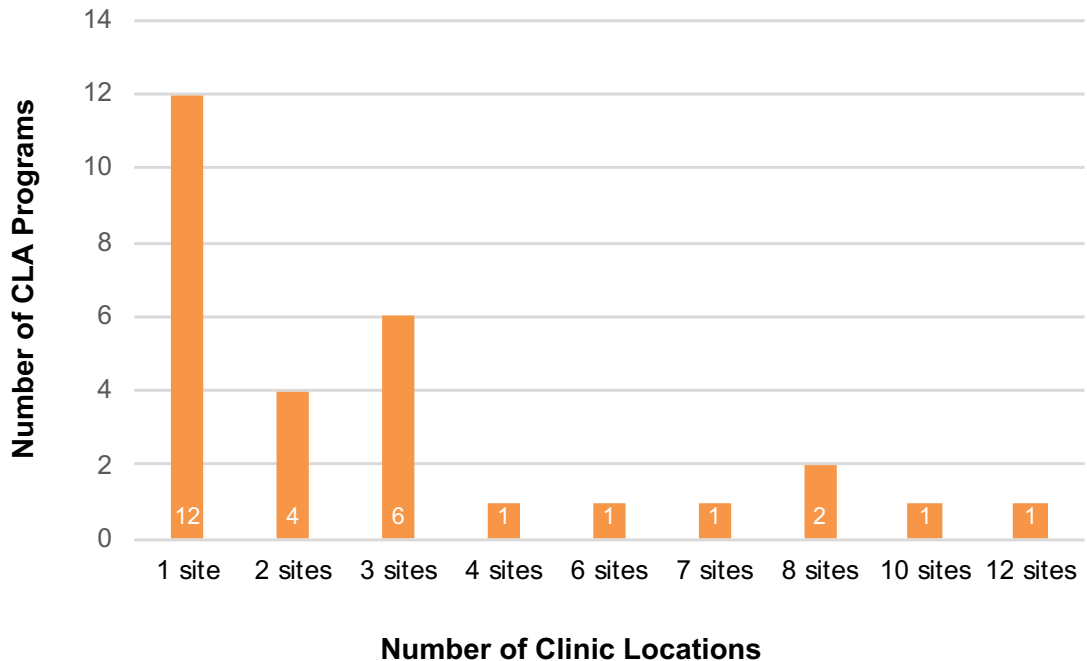
¹United States Consumer Law Attorney Fee Survey Report 2015-2016 Survey, by Ronald L. Burdge, Esq. March 13, 2018. National Consumer Law Center (see www.nclc.org/images/pdf/litigation/tools/atty-fee-survey-2015-2016.pdf)

OPERATIONS



CLA PROGRAM YEARS IN OPERATION

The oldest CLA program that responded to the survey started in 1997. The median age of the programs is 13 years old.



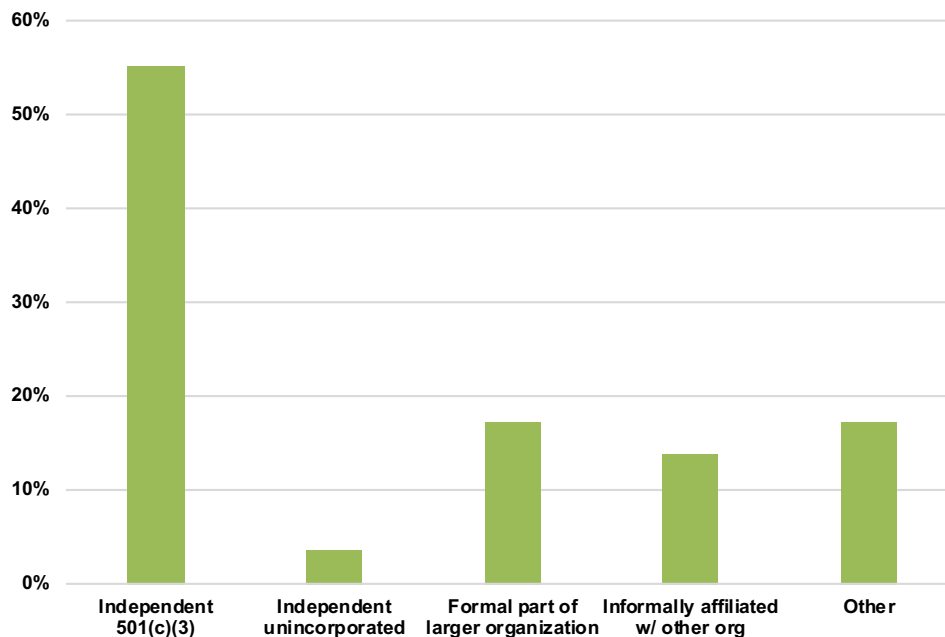
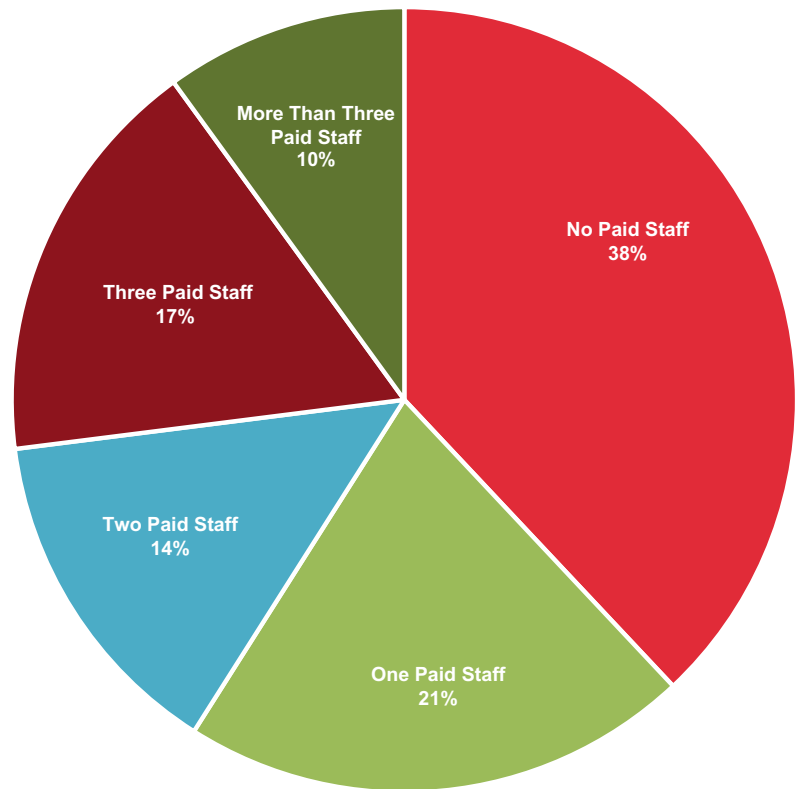
NUMBER OF CLINIC LOCATIONS PER CLA PROGRAM

The 29 CLA programs that responded to the survey had a total of 92 clinics. Twelve programs operate out of one location. The average number of clinic locations is 3 per program. Program host sites include churches, other ministries to the poor, and even a local jail.

STAFF & CLINIC

NUMBER OF PAID STAFF

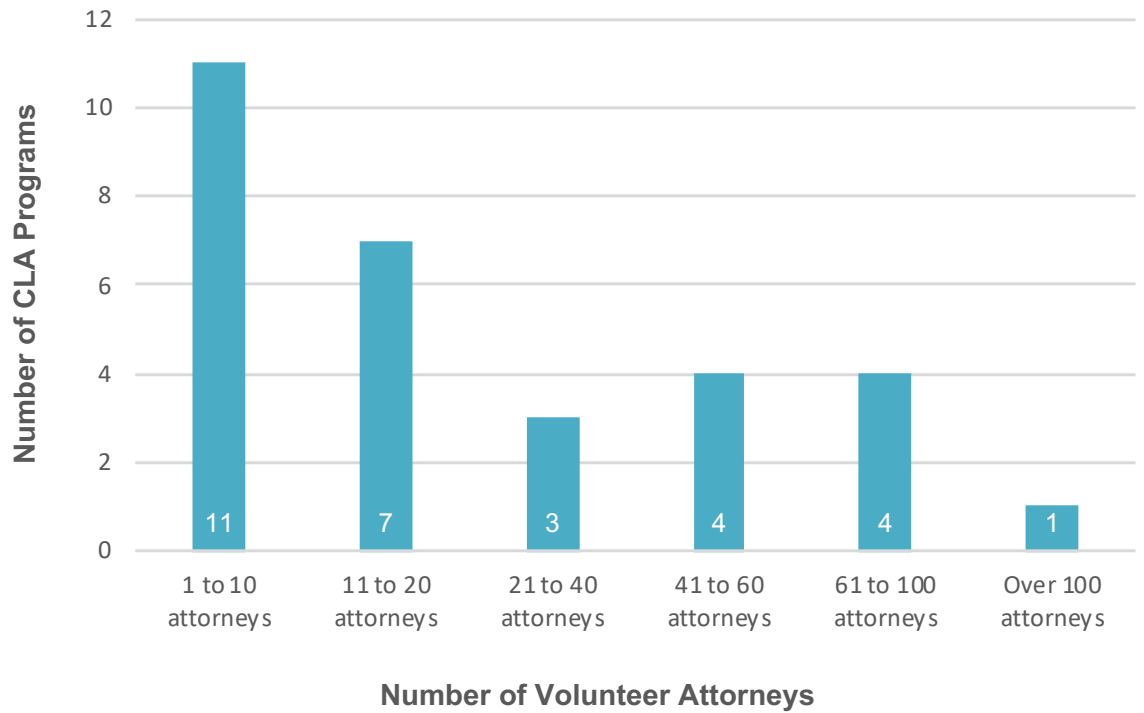
In 2019, 18 out of the 29 programs had paid staff (including attorneys and non-attorneys). Most of those had 3 or less staff persons. The largest two clinics had 11 and 37 staff. Eleven of the 29 programs rely solely on the dedication of volunteers.



TYPE OF CLINIC

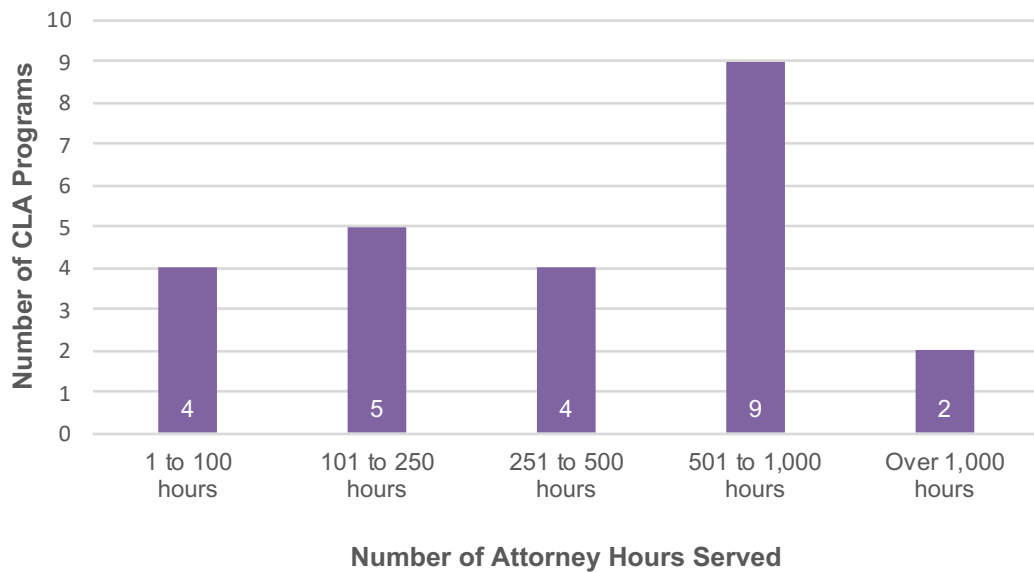
More than half of the CLA programs are independent, incorporated 501(c)(3) entities. Five of the programs are divisions of a large nonprofit, and four are informally affiliated with another organization.

VOLUNTEERS



NUMBER OF VOLUNTEER ATTORNEYS

Almost all CLA programs (even those that have staff) depend heavily on volunteers to successfully serve their communities. There was a wide range of sizes in volunteer pools in CLA programs, ranging from just 1 to 130 volunteer attorneys, with the median at 15.



ATTORNEY VOLUNTEER HOURS

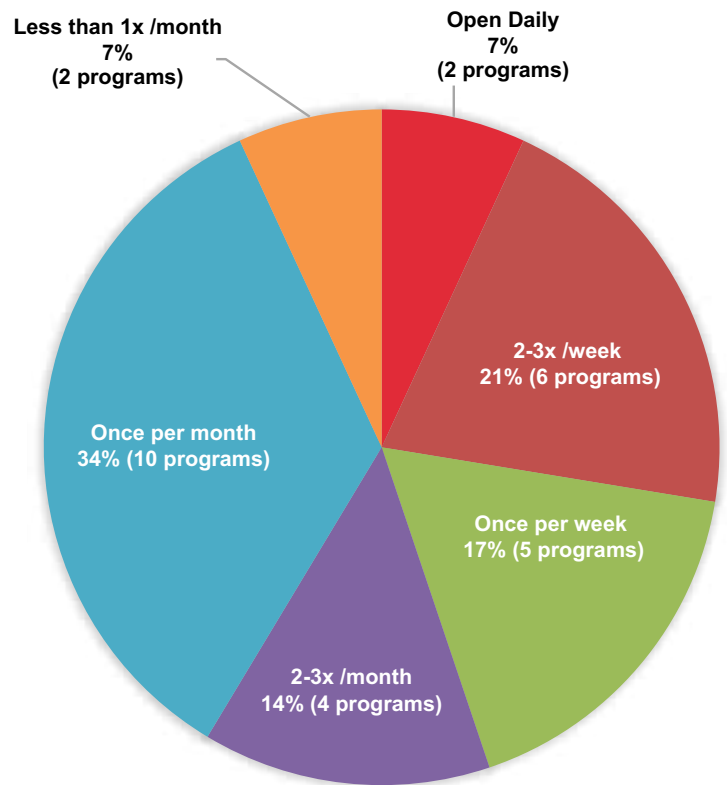
Of the programs who tracked service hours, in total they provided more than 11,700 hours of legal aid service in 2019.



SERVING CLIENTS

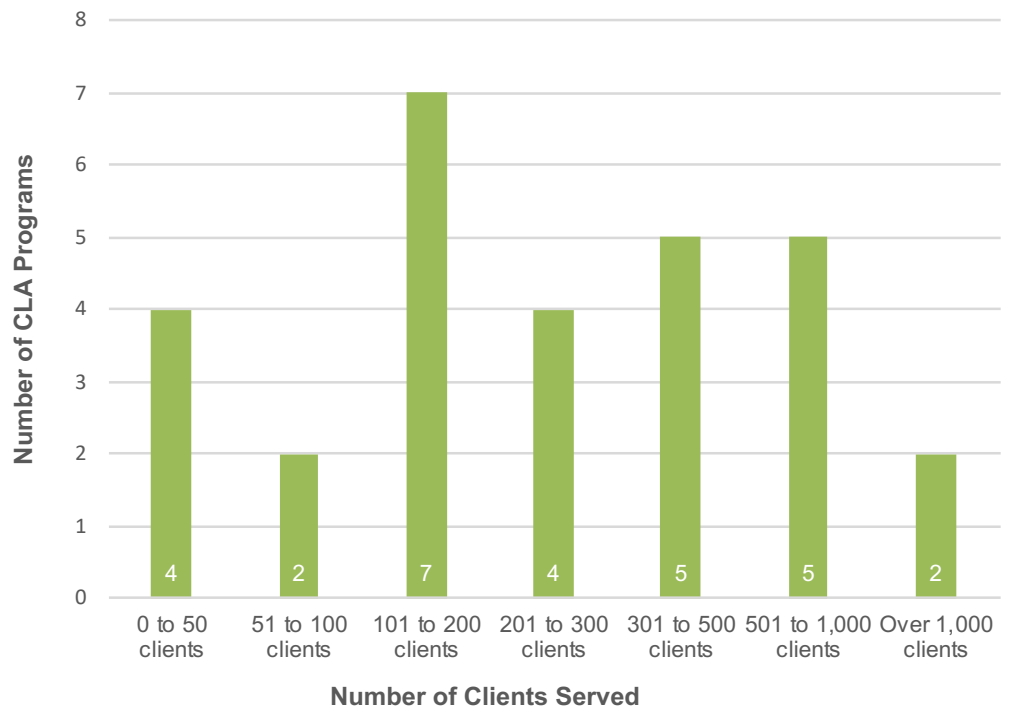
FREQUENCY OF CLINIC SESSIONS

There was a wide range in how often CLA clinics met with clients. Generally, the ones with paid staff met more frequently, while volunteer programs met less frequently. But some volunteer programs meet several times a month and even weekly.



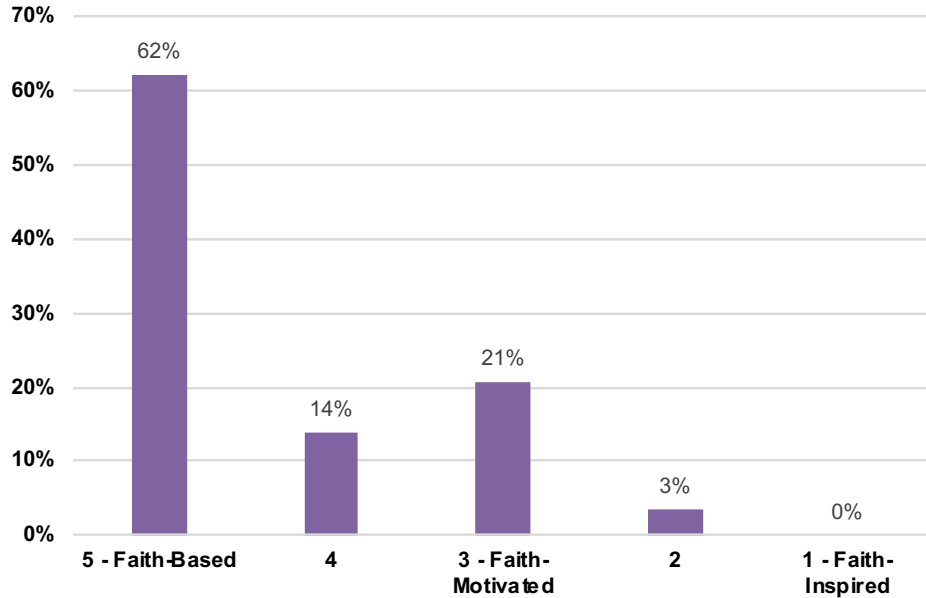
NUMBER OF CLIENTS SERVED

The number of clients served by CLA programs varied based on the size of the program. The largest ones served over 1,000 clients per year. (This includes short advice programs, intake meetings, as well as full representation.) The largest program served over 10,000 clients last year (includes client educational offerings).



FAITH

Christian Legal Society's CLA network seeks to be an umbrella group of programs in which each program operates independently and makes its own decisions. All programs in the network view their legal aid work as a ministry to fulfill God's command to seek justice for the poor and the needy. Many of the programs encourage attorneys to speak about and share their faith. They have the incredible stories how the Lord changed the lives of those they helped.



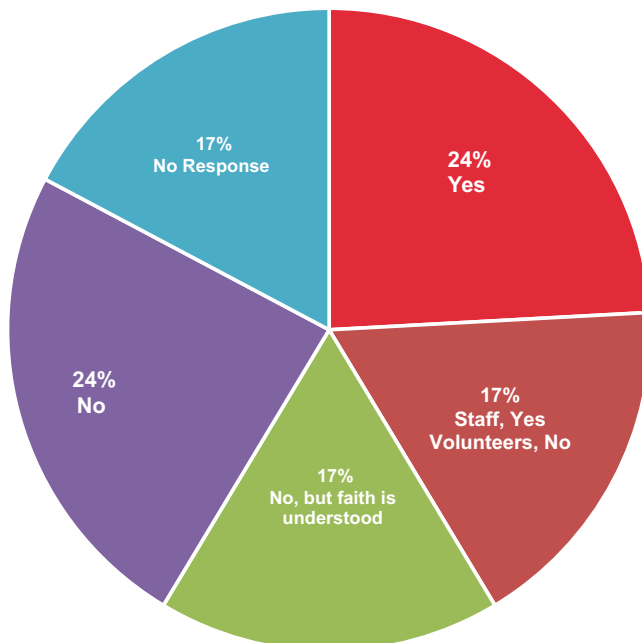
EXTENT TO WHICH FAITH INFORMS CLA PROGRAM

Survey definitions:

5 - Faith-based: Faith is essential to what we do. We are overt about our faith basis and actively encourage attorneys and volunteers to pray with clients, provide spiritual advice, and evangelize.

3 - Faith-motivated: Faith is an important aspect of our work and we are open about our faith-motivation. It is up to our attorneys and volunteers how overtly they speak about faith with clients.

1- Faith-inspired: Faith forms the original basis of our work. We do not prominently advertise faith, nor actively pray, provide spiritual advice, or evangelize.



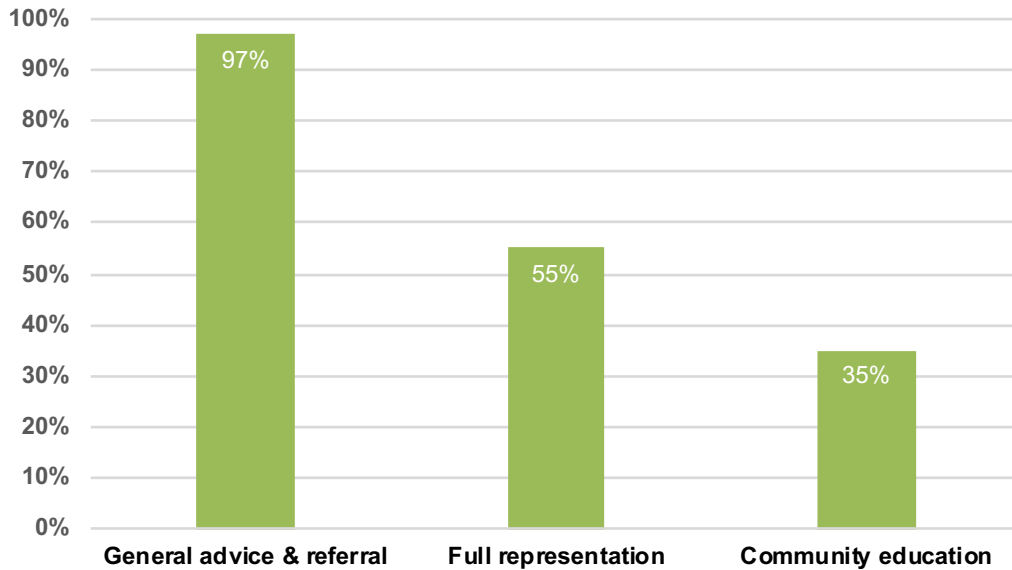
NUMBER OF PROGRAMS REQUIRING A STATEMENT OF FAITH

Half of the 24 CLA programs that responded to this question required that either their staff or volunteers adhere to a statement of faith. Five of the programs stated that they did have a statement of faith requirement, but it was generally understood that volunteers were of the Christian faith.

SERVICES PROVIDED

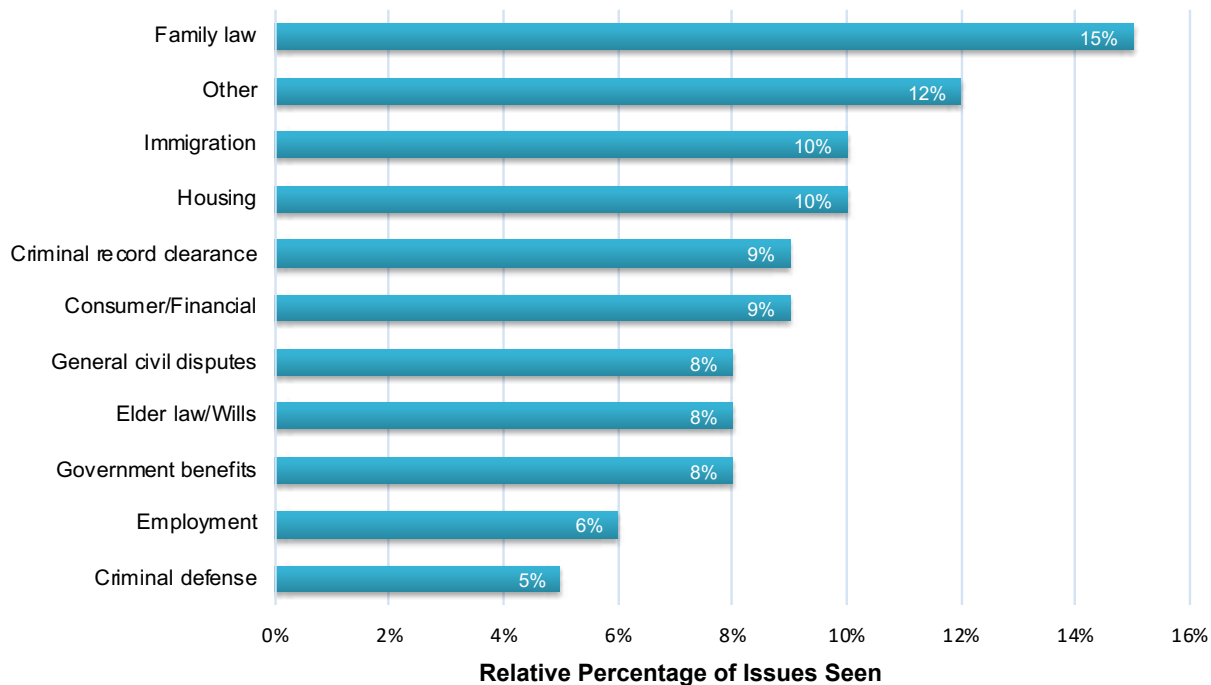
TYPES OF SERVICES OFFERED BY EACH CLA PROGRAM

Nearly all CLA programs provide general advice sessions to clients. More than half of the programs offer full representation, and about a third offer legal education trainings (such as “know your rights” seminars) to their communities.



FREQUENCY OF ISSUES SEEN AT CLINICS

As in the past two surveys, family law was the most common issue seen again in 2019, with 17 out of the 29 CLA programs ranking it the number one legal issues seen in 2019. Immigration was a distant second, with 9 of the programs ranking it as the top issue. (The top issues in the “Other” category were guardianship and tax.)



2020 Clinic Survey Report

Participating Programs

Christian Legal Aid of Central Michigan (Lansing, MI)
Christian Legal Aid of DC (District of Columbia)
Christian Legal Aid of Los Angeles (Los Angeles, CA)
Christian Legal Aid of Southwest Michigan (Kalamazoo, MI)
Christian Legal Clinics of Philadelphia (Philadelphia, PA)
CLS of Tucson Legal Assistance Program (Tucson, AZ)
CLS Pro Bono Project (Jacksonville, FL)
Community Christian Legal Aid (Houston, TX)
Dream Center Legal Clinic (Tulsa, OK)
Good Samaritan Advocates (suburban Washington, DC)
Houston Legal Aid Center (Houston, TX)
Jericho Road Legal Service Ministry, Inc. (Northeast FL)
Justice and Mercy Legal Aid Center (Denver, CO)
Mercy and Justice Legal Clinic (Georgetown, KY)
Neighborhood Christian Legal Clinic (Indianapolis, IN)
New Covenant Legal Services (St. Louis, MO)
New Mexico Christian Legal Aid (Albuquerque, NM)
Open Door Legal Services (Seattle, WA)
Open Hands Legal Services (New York, NY)
Rescue Mission Legal Clinic (Roanoke, VA)
Restoration Immigration Legal Aid (Arlington, VA)
Scranton Road Legal Clinic (Cleveland, OH)
SERVE 6.8 Legal Aid (Fort Collins, CO)
Silicon Valley Christian Legal Aid (San Jose, CA)
Trinity Law Clinic (Orange County, CA)
Trinity Legal Clinic of Oklahoma (Oklahoma City, OK)
Vineyard Immigration Counseling Services (Columbus, OH)
VLN-Park Avenue Legal Clinic (Minneapolis, MN)
Wichita Christian Legal Aid (Wichita, KS)